

Smart Communication Server

SL Series

(SL1000 / SL1100)

Hotel Room Extension

User Guide

**Please read this manual carefully before Operating
this product and save this manual for future use.**

General Information

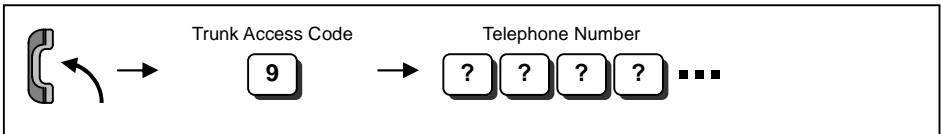
This guide describes Hotel features operation at the Guest Room Extension when SL Series (SL1000/SL1100) system is configured for Hotel environment.

Due to the flexibility built into the system, your Dialing Codes and Feature Capacities may differ from those in this guide. Check with your NEC Authorized Supplier / System Administrator and make a note of any differences.

Placing / Answering Calls

You can place a call to the outside or the other room / Reception from your room telephone. It is necessary to confirm with Hotel Reception about the availability of outgoing call to the outside, Call Tariff and Trunk Access Code before making a call.


■ To place an Outgoing Call to the Outside



■ To place a Room to Room Call



■ To place a Call to Reception / Hotel Services (Concierge, Room Service, etc)



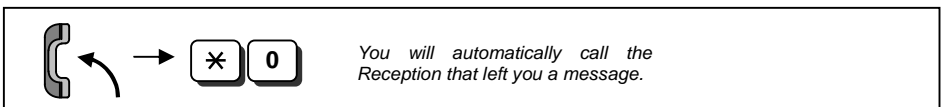
■ To answer an Incoming Call



Message Waiting

Reception can leave a Message Waiting indication for you, this will be shown by a flashing lamp on your telephone. When you reply to the Message Waiting, a call will be placed to Reception.

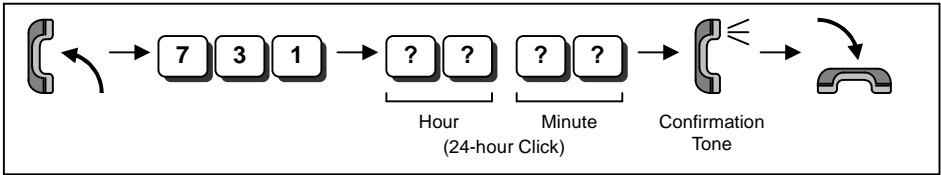
■ To answer a Message Waiting left at your phone



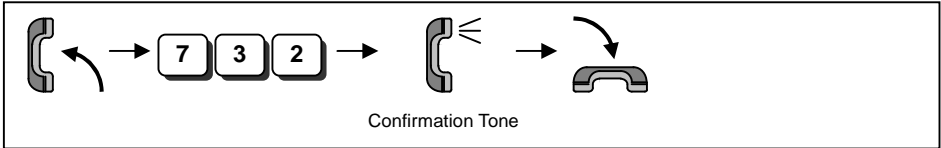
Wake Up Call

A Wake up call is like an alarm clock. You can also ask Reception to set a wake up call for you.

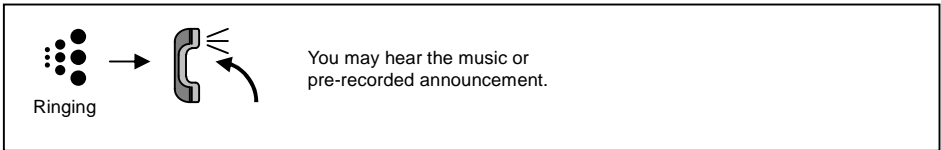
■ To set a Wake Up Call



■ To cancel a Wake Up Call



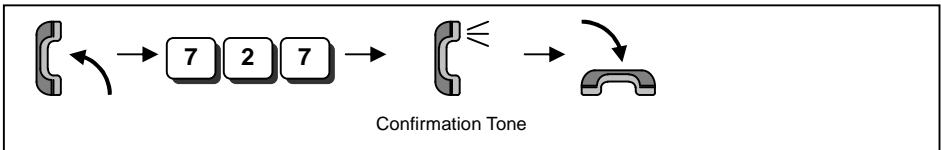
■ To answer a Wake Up Call



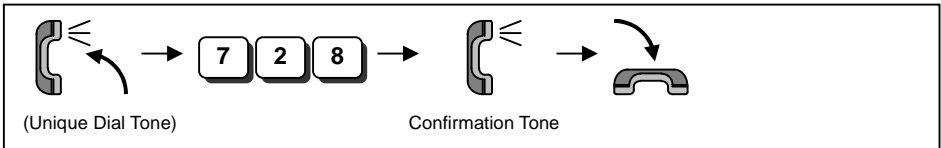
Do Not Disturb (DND)

You can temporarily stop incoming calls to your telephone by setting Do Not Disturb (DND). Reception may be able to override your DND if they need to contact you urgently.

■ To set Do Not Disturb (DND)



■ To cancel Do Not Disturb (DND)



NEC Corporation reserves the right to change the specifications, functions, or features at any time without notice. NEC Corporation has prepared this document for use by its employees and customers. The information contained herein is the property of NEC Corporation and shall not be reproduced without prior written approval of NEC Corporation.

Copyright 2011, NEC Corporation

Printed in Japan

SL Series

(*SL1000 / SL1100*)

Hotel Room Extension
User Guide

Issue 1.0
January 2011

NEC Corporation